

USER GUIDE

Orff-*Carmina Burana*

SOPRANO 1 and 2

Edition Cited: Schott

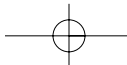
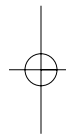
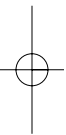
This CD includes the choral sections of the work at both the normal tempo and a slower *StudySpot*™ tempo. You can use the *StudySpot* sections to learn notes in the fast and/or difficult passages and then check yourself on the next track which is the same passage but back at normal tempo – the performance speed.

Performance Speed Tracks

The table below indicates the track number for each chorus, the chorus title, and the location of the chorus in your score.

<i>Track#</i>	<i>Chorus</i>	<i>Page #</i>
1	1 O Fortuna, Soprano 1	1
2	1 O Fortuna, Soprano 2	1
3	2 Fortune plango vulnera	2
4	3 Veris leta facies	2
5	5 Ecce gratum	5
6	7 Floret silva, Soprano 1	6
7	7 Floret silva, Soprano 2	6
8	8 Chramer, gip die varwe mir, Soprano 1	8
9	8 Chramer, gip die varwe mir, Soprano 2	8

(Continue Inside)



Single Parts™
StudySpots™

Orff - *Carmina Burana*
Soprano 1 and 2 CD

MASTER YOUR MUSIC!

Choral Learning CDs
from Rehearsal Arts, LLC

Performance Speed Tracks (continued)

<u>Track#</u>	<u>Chorus</u>	<u>Page #</u>
10	9 Swaz hie gat umbe	9
11	10 Were diu weflt alle min	10
12	15 Amor volat undique (Ragazzi)	11
13	18 Circa mea pectoral	11
14	20 Veni, veni, venias, Coro I, Soprano 1	12
15	20 Veni, veni, venias, Coro I, Soprano 2	12
16	20 Veni, veni, venias, Coro II, Soprano 1	12
17	20 Veni, veni, venias, Coro II, Soprano 2	12
18	22 Tempus est iocundum, Soprano 1	13
19	22 Tempus est iocundum, Soprano 2	13
20	22 Tempus est iocundum, Ragazzi	13
21	24 Ave formosissima, Soprano 1	16
22	24 Ave formosissima, Soprano 2	16
Note:	25 O Fortuna is exact repeat of track #1	17

Note: *Schott scores disagree in Veni, veni, venias about which chorus sings the first 3 systems on page 12. On this recording, we have followed the piano reduction/vocal score in which Coro II sings those systems. All of the music is included.*

StudySpot Tracks

StudySpots are selected passages recorded at a slower than normal tempo to facilitate more detailed learning. The accompanying StudySpot Tracks table gives the track number, chorus title and starting page number. The slower

StudySpot Tracks (continued)

study track is followed by its matching track at the normal tempo to allow you to check your learning easily.

<u>Track #</u>	<u>Chorus Study Spots</u>	<u>Page #</u>	<u>Location on page</u>
23	Ecce Gratum, verse 1 – <i>slow</i>	5	At rehearsal 25
24	Same passage up to tempo		
25	Ecce Gratum, verse 2 – <i>slow</i>	5	At rehearsal 29
26	Same passage up to tempo		
27	Ecce Gratum, verse 3 – <i>slow</i>	6	At rehearsal 33
28	Same passage up to tempo		
29	Swaz hie gat umbe – <i>slow</i>	9	At rehearsal 67
30	Same passage up to tempo		
31	Circa mea pectoral – <i>slow</i>	11	At rehearsal 119
32	Same passage up to tempo		
33	Veni, veni... Coro I, Soprano 1 – <i>slow</i>	12	
34	Same passage up to tempo		
35	Veni, veni... Coro I, Soprano 2 – <i>slow</i>	12	
36	Same passage up to tempo		
37	Veni, veni... Coro II, Soprano 1 – <i>slow</i>	12	
38	Same passage up to tempo		
39	Veni, veni... Coro II, Soprano 2 – <i>slow</i>	12	
40	Same passage up to tempo		
41	Tempus est ... Soprano 1 – <i>slow</i>	13	At beginning
42	Same passage up to tempo		
43	Tempus est ... Soprano 2 – <i>slow</i>	13	At beginning
44	Same passage up to tempo		